



EDEN LAB
LABORATORY SUPPLIES

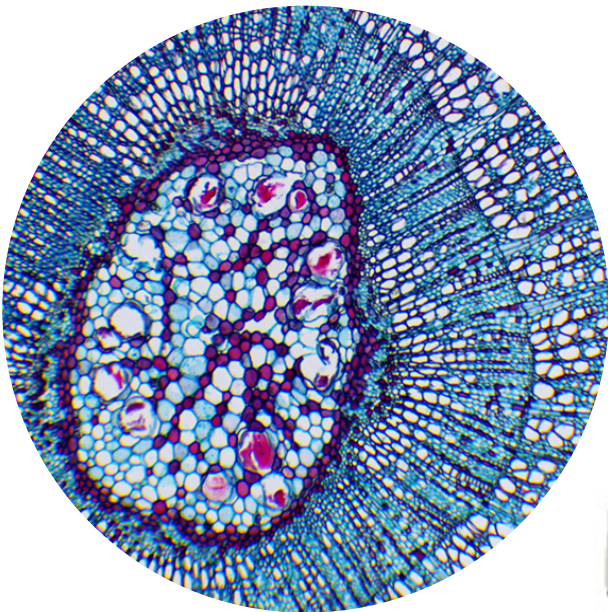


Authorised Distributor
For



contact@edenlab.com.au
www.edenlab.com.au

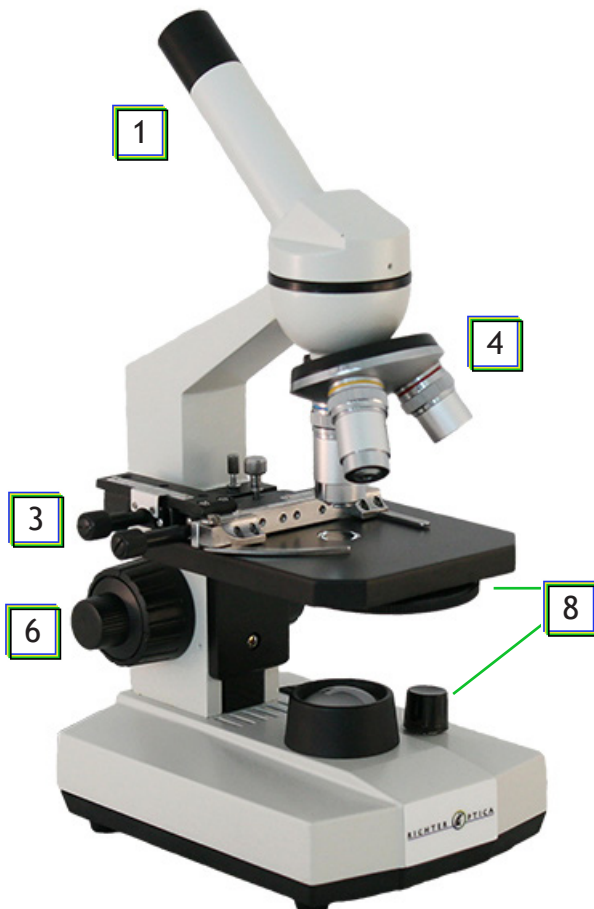
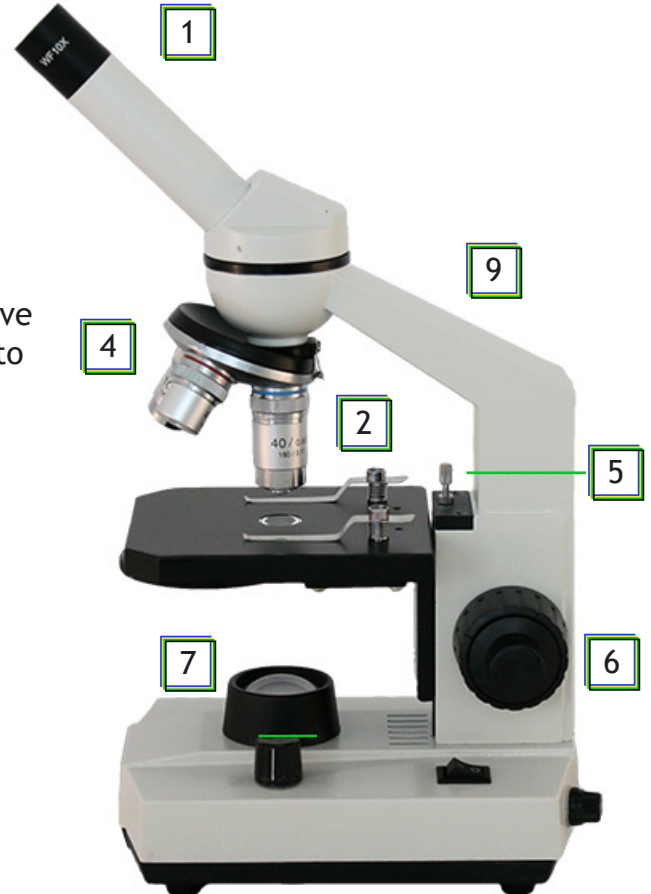
MDS2 Middle School Microscopes





MDS2 Microscope Features

- 1 Inclined head with eyetube at 30° with WF10x/18 eyepiece. Head rotates 360°.
- 2 Microscope supplied with two locked-on, spring-loaded stage clips. Optional mechanical stage can be added by removing stage clips.
- 3 Optional mechanical stage provides more control over X-Y movement of stage.
- 4 DIN standard achromat 4x, 10x, 40xs (spring-loaded and retractable) objective lenses provide crisp, clear images.
- 5 Rack stop prevents impact damage to objective lenses by stopping the stage from crashing into objectives when focusing.
- 6 Coaxial coarse & fine focus adjustment on both sides of microscope frame.



7 LED illumination is energy efficient with cool, long-lasting bulb. Corded microscope 110~240V.

8 Rheostat control allows for adjustment of light intensity. Disc disphragm provides 5 setting for light focusing.

9 Solid metal construction and glass optics ensure a long lasting and durable microscope. Microscope neck was designed as carrying handle.

MDS2 Microscope Features




Achromat Objectives

Objective	N.A.
4x	0.10
10x	0.25
40xs	0.65



Head Swivels 360°



Optional Mechanical Stage

Remove stage clips and add the optional mechanical stage for more control over adjustment of slides. The mechanical stage provides X-Y movement by rotating one of two knobs, providing the ability to move the slide holder in small increments. The mechanical stage is especially useful when viewing samples at 400x magnification.



MDS2 Microscope Specifications

Optical System	Finite Optical System, 160mm Tube Length.
Viewing Head	30° inclined monocular head. Head rotates 360°.
Eyepiece	Widefield 10x eyepiece, 18mm field of view.
Objective Lenses	DIN standard Achromat 4x, 10x, 40xs.
Nosepiece	Outward facing triple nosepiece.
Focus Adjustment	Coaxial coarse and fine focus adjustment with rack stop.
Stage	107mm x 120mm (4.25" x 4.75") stage with two locked-on spring-loaded stage clips. Optional mechanical stage is available.
Light Focusing	5-Hole disc diaphragm.
Illumination	LED illuminator with rheostat control, 110V~240V. Corded microscope. Easy access fuse replacement. On/off switch.
Dimensions	7.2" D x 5.25" W x 13.5" H
Includes	Dust cover.

info@richter-optica.com
www.richter-optica.com

- Autoclaves
- Balances & Scales
- Bath & Circulators
- Centrifuges
- Chillers/ Freeze Dryers
- Desiccators
- Filtration Systems
- Furnace/ Burners
- General Lab Equipment
- Glovebox
- Heating & Cooling blocks
- Heating mantle/ Temperature controls
- Homogenizers
- Hotplate & Stirrers
- Incubators
- Lab Cabinets & Storage
- Laboratory consumables
- Measurement & Testing
(pH/ DO/ TDS/ Refractometer/Conductivity)
- Microscope (Research)
 - o Life science Microscope
 - o Geology Microscope
 - o Industrial Inspection Microscope
 - o Material Science Microscope
 - o Microscope Cameras
- Microscope (Educational/ Teaching)
 - o Highschool
 - o College
 - o University
- Ovens
- Pippette
- Plasticwares
- Rangehoods/ Clean Bench, BIO Safety Cabinet
- Recirculating Coolers
- Refrigerator/ Freezers
- Rotary Evaporator
- Rotators
- Shakers/ Mixer/ Roller
- Temperature/ Environment Chambers
- Ultrasonic cleaner
- UV Vis Spectrophotometer
- Vacuum Pump

